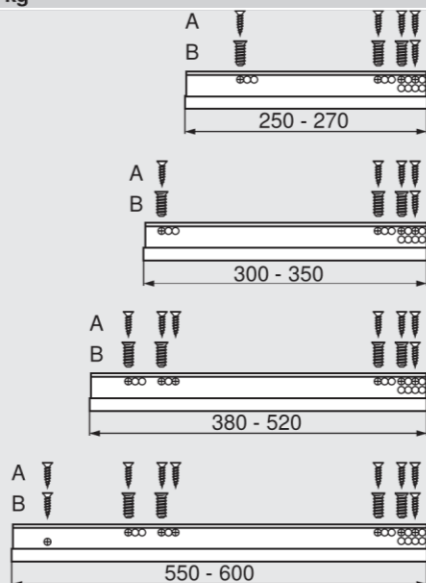


Geleiders

MOVENTO

Bevestiging van de corpusprofielen

Corpusprofiel 760H – 40 kg



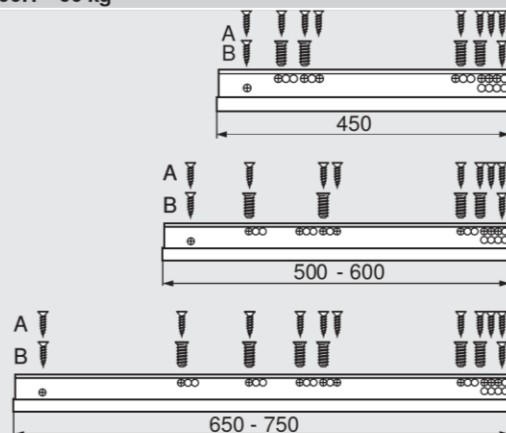
Bevestiging aan het corpus

A Spaanplaatschroeven $\text{\O} 3.5 \times 15$ mm, art. nr. 609.1500

B Systemschroeven, art. nr. 661.1450.HG

Achterste schroefpositie garandeert de optimale stabiliteit

Corpusprofiel 766H – 60 kg



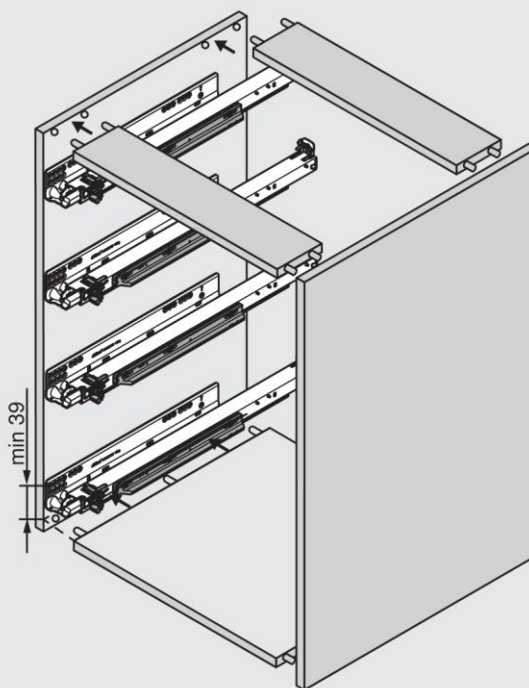
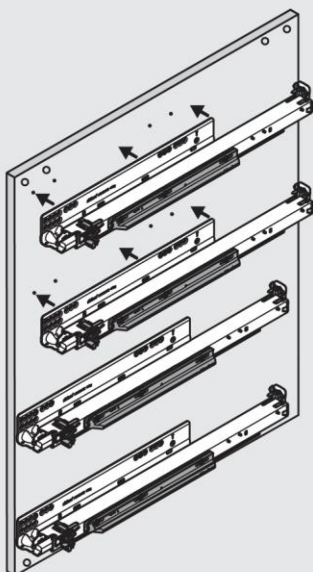
Bevestiging aan het corpus

A Spaanplaatschroeven $\text{\O} 3.5 \times 15$ mm, art. nr. 609.1500

B Systemschroeven, art. nr. 661.1450.HG

Achterste schroefpositie garandeert de optimale stabiliteit

Corpusmontage

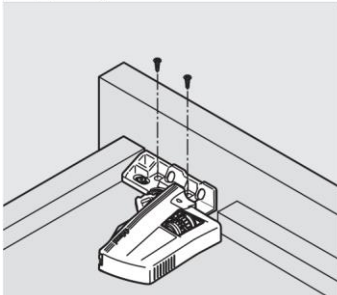


Geleiders

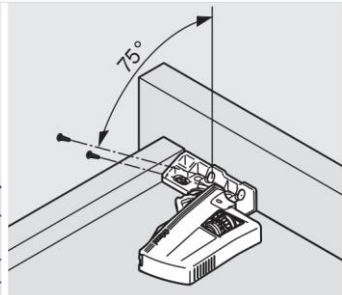
MOVENTO

Montage, demontage en verstelling

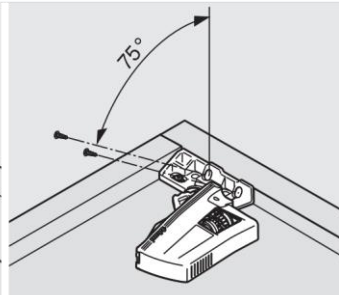
Koppeling



Vierzijdige lade

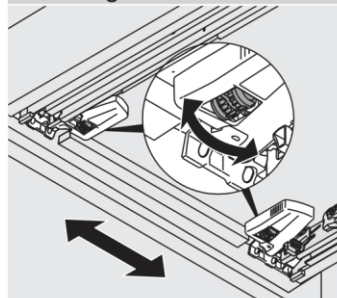


Driezijdige lade



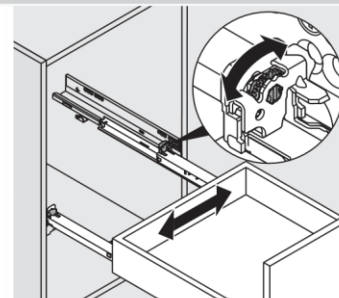
Binnenlade

Verstelling



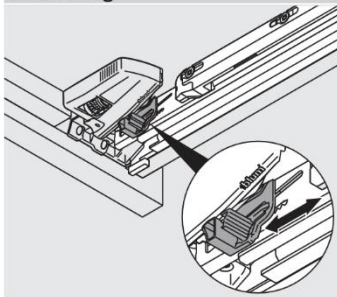
Zijdelingse verstelling
Aan beide zijden via de koppeling
 ± 1.5 mm

Bepaalde zijdelingse verstelling bij 16 mm wanddikte en tegelijkertijd volledige benutting van de tolerantie van de ladebinnenbreedte SKW

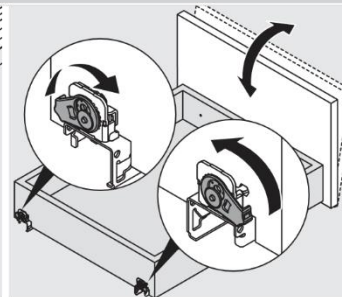


Zijdelingse verstelling
Compensatie via rechtergeleider
achteraan

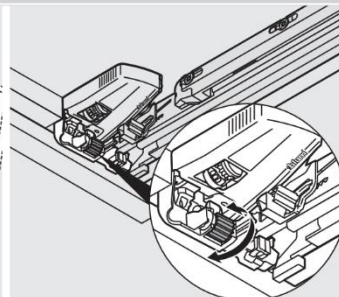
Verstelling



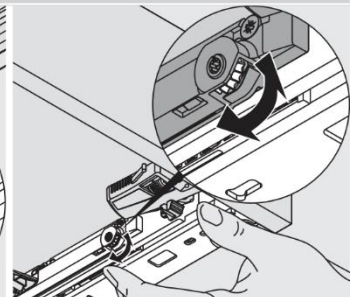
Hoogteverstelling
 $+ 3$ mm



Neigingsverstelling

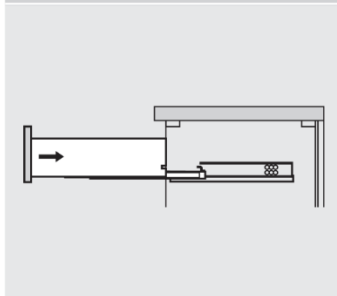


Diepteverstelling
Met diepteverstelling 298.7600
 ± 2 mm

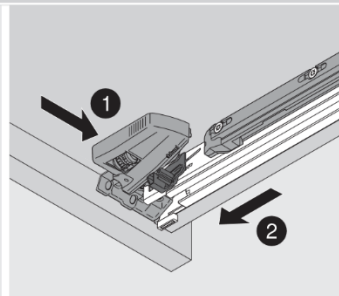
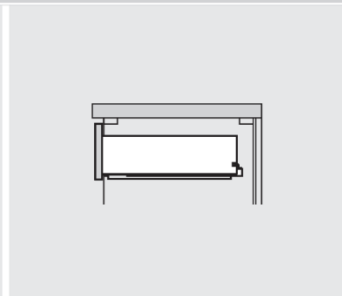


Diepteverstelling
Met TIP-ON
 $- 1/+ 2$ mm

Lade in- en uithalen



Inhangen



Uithalen

